



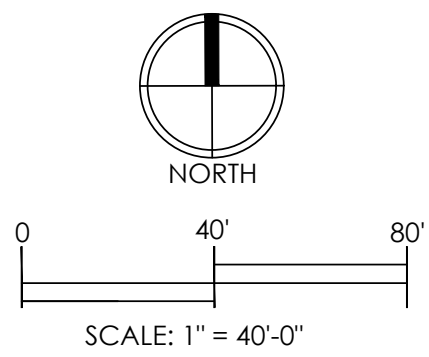
NON-VEHICULAR SLEEVING SCHEDULE	
PIPE SIZE	MIN. SLEEVE SIZE
3/4"	2"
1"	2"
1 - 1/4"	2"
1 - 1/2"	3"
2"	3"
2 - 1/2"	4"
3"	6"
4"	8"
6"	10"
8"	12"

SLEEVING NOTES:

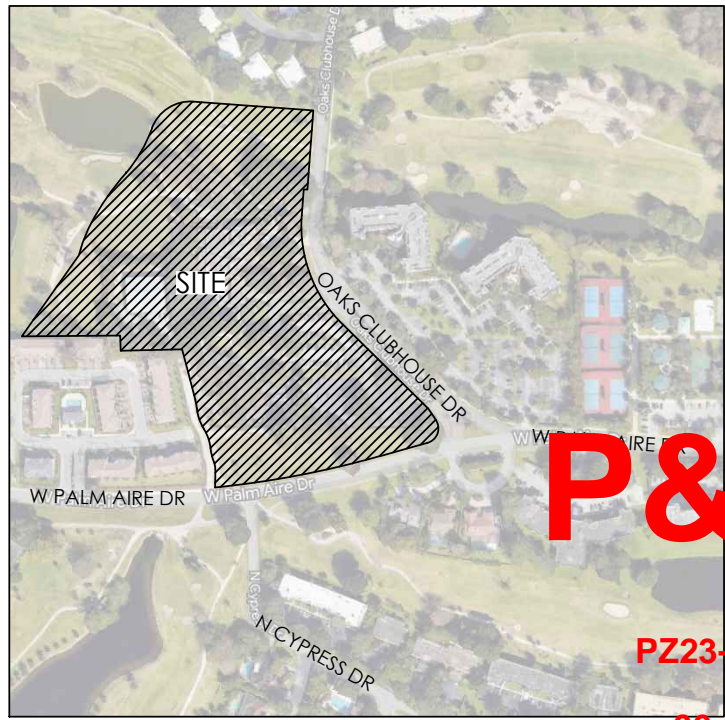
1. VEHICULAR CROSSINGS ARE SHOWN AND SIZED ON THE PLANS.
2. NON-VEHICULAR SLEEVES ARE SHOWN BUT NOT SIZED.
3. SIZE ALL NON-VEHICULAR SLEEVES ACCORDING TO THE ABOVE CHART.
4. MAINLINE CROSSINGS MUST ALSO INCLUDE A 2" CONDUIT SLEEVE FOR CONTROL WIRE.
5. CONTRACTOR TO DUCT TAPE END OF SLEEVES TO KEEP SLEEVE CLEAN AND CLEAR.
6. CONTRACTOR TO STAKE END OF EACH SLEEVE ABOVE GROUND AND PAINT FLUORESCENT ORANGE. LABEL EACH STAKE WITH THE WORD 'SLEEVE' AND ITS SIZE.
7. CONTRACTOR TO PROVIDE A 3 FT MINIMUM DEPTH OF COVERAGE OVER ALL SLEEVES.

SLEEVE LABEL:
6 3/8" 2" SLEEVES MEANS TO INSTALL ONE 6", ONE 3" AND ONE 2" SLEEVE.

PIPING AND VALVE LOCATIONS ARE GRAPHIC AND MUST BE INSTALLED WITHIN PROPERTY LINES AND WITHIN A PERVIOUS/LANDSCAPED AREA WHERE POSSIBLE.



LOCATION MAP



PZ23-12000017
06-25-2025


Consultants:



Revisions:

01/29/2025 60% Submittal
04/01/2025 75% Submittal
04/16/2025 100% Submittal

THE OAKS AT PALM AIRE
Pompano Beach, Florida
MORGUARD



ALWAYS CALL 811 TWO FULL BUSINESS DAYS BEFORE YOU DIG TO HAVE UNDERGROUND UTILITIES LOCATED AND MARKED.

Sunshine311.com

Drawn By: JJ/JK
Drawing #: 1272
File Name: Palm Aire_IR.dwg
Date: 01/03/2024

IRRIGATION PLAN
TREE BUBBLERS

SHEET #: IR.16